

StorMagic Edge Control™

Cloud-based Fleet Management Tool



StorMagic Edge Control is a centralized, cloud-based fleet monitoring and management tool. It simplifies how your organization administers clusters, wherever they're located. View individual statuses and make changes from anywhere. With Edge Control, management is reliable, simple, and lower cost.

RELIABLE 	<ul style="list-style-type: none"> Admins can react when needed Provides a deep dive into any node Data is secure and available
SIMPLE 	<ul style="list-style-type: none"> Provides centralized control Presents details when needed Keeps clusters organized and up to date
LOWER COST 	<ul style="list-style-type: none"> No proprietary hardware or system requirements - access anywhere on any device (SaaS) IT admins not needed at every cluster location Compatible with multiple hypervisors to prevent vendor lock-in

EDGE CONTROL ARCHITECTURE

Access Edge Control from a web-based interface that's hosted in the cloud. This interface communicates with the Edge Control software, running as a VM (virtual machine), called the 'orchestrator'. The orchestrator collects data as it interfaces with your infrastructure, and then securely communicates with the cloud-based web interface.

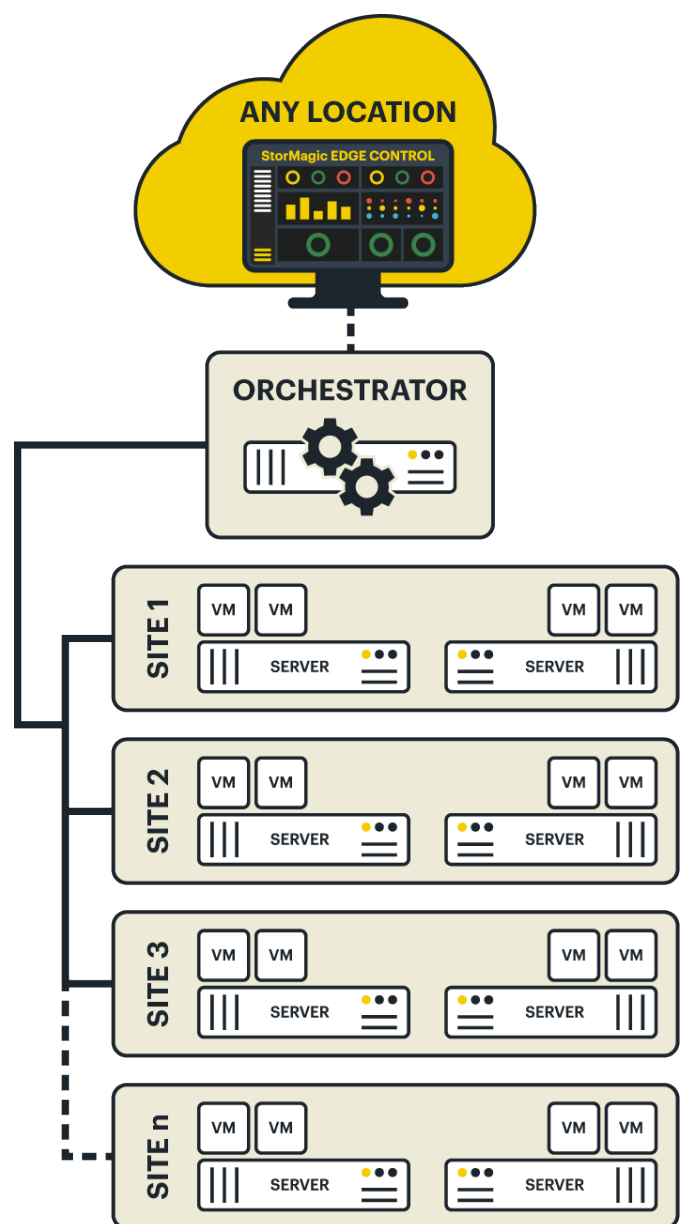


Fig. 1: Monitor and manage all clusters with StorMagic Edge Control.

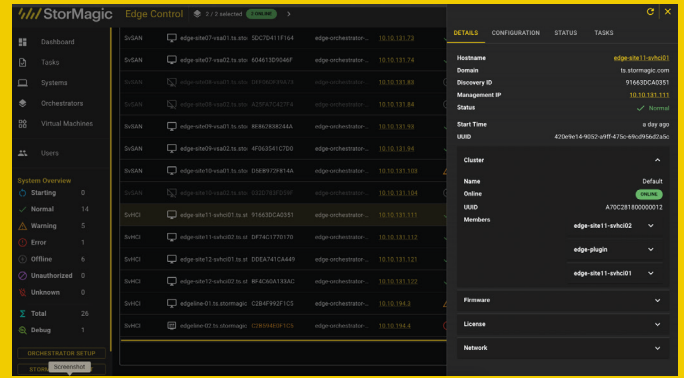
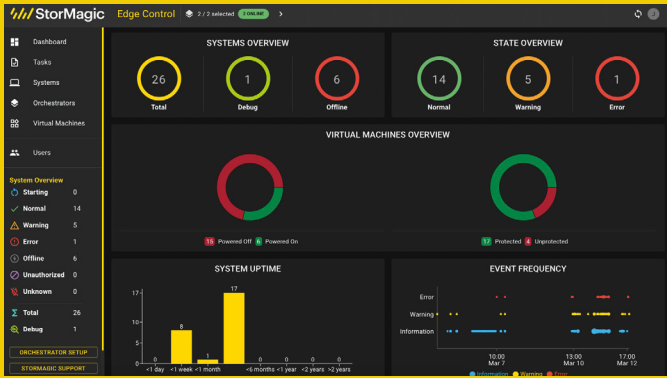


Fig. 2: StorMagic Edge Control Dashboard and Systems views with Drawer.

ORCHESTRATOR SYSTEM REQUIREMENTS

The Edge Control orchestrator is a small software application that can be installed on any compute resource on the same corporate network as your clusters. It’s a lightweight application that requires minimal resources and networking. The recommended requirements for the orchestrator are detailed in the table, but it should be noted that exact requirements will vary depending on the environment.

	Small environments (<20 nodes)	Large environments (>20 nodes)
CPU	1 vCPU	4 vCPU
Memory	4GB	8GB
Disk	8GB	16GB

HYPERVERSOR COMPATIBILITY

Edge Control manages both SvHCI™ systems and SvSAN™ deployed systems on any supported hypervisor (including VMware and Hyper-V).

Users can manage and monitor every cluster using Edge Control, radically simplifying fleet management process and avoiding the use of multiple interfaces.

STORMAGIC EDGE CONTROL FEATURES

Edge Control has been designed with a full suite of features, allowing organizations to manage and monitor every cluster and node from a single screen. You can see the key features on the following page.

MORE INFORMATION & NEXT STEPS

Get a live demonstration of Edge Control with a member of our technical services team. [Click here to fill out the form](#). Or, try Edge Control by downloading it from our website as part of either an [SvHCI or SvSAN free trial](#), no commitment is necessary.



Aaron’s has been using StorMagic SvSAN to eliminate downtime at our remote fulfilment centers for several years. Now, thanks to Edge Control, we are able to better monitor and manage all of these sites from a single screen.

Jason Matherly
Infrastructure Services Manager
Aaron’s Inc.



STORMAGIC EDGE CONTROL FEATURES

FEATURE	DESCRIPTION
Cloud-based Fleet Management Console	Using a cloud-based management console, Edge Control empowers users to manage all clusters and nodes in any location and from any computer browser. There's no client-side software to install, run or maintain, and users have easy access to management of all clusters from anywhere.
Dashboard View	Get a quick overview of status of key system attributes: <ul style="list-style-type: none"> Node and cluster health. Uptime history. Firmware versions. Support types. License types.
Systems View	View an organization's entire fleet of clusters, nodes or VMs on one screen and easily and quickly find ones requiring attention with search, sort, and filter functionality. The detailed list view provides: <ul style="list-style-type: none"> Identification information. Management IP address. Status. Version. Ability to launch the detailed management interface for any system.
Virtual Machines View	The virtual machines view provides access to every VM running across all clusters. Details included in this screen include: <ul style="list-style-type: none"> VM name and host. The current power and protection status of each VM. VM compute resources. Actions to manage the VM power state.
Drawer View	When in Systems View, clicking on any node opens a right-side Drawer View that displays: <ul style="list-style-type: none"> Detailed server settings. Firmware levels. Hypervisor details. Datastore details. Actions that can be taken (see below).
Management Actions	When in the Drawer View, the user can take management actions, including: <ul style="list-style-type: none"> Applying new license keys. Updating DNS & NTP server settings. Upgrading system firmware. Rebooting a system. Updating VMware credentials. Setting up an rsyslog server. Setting up email notifications.
Storage Management Console	Dive into individual nodes with the Storage Management Console which provides even more detailed information and allows the user to take additional actions when necessary, such as setting up initiators and storage pools. Typically, this console will only be used during initial setup, error investigation and when system architecture changes are necessary.
Licensing & Firmware Updates	Update a system license or firmware direct from Edge Control.
User Authentication and Access Controls	<ul style="list-style-type: none"> Create user accounts and assign privileges with Role Based Access Controls (RBAC): Admin, Modify, or View-Only. User accounts can be hardened with multi-factor authentication (MFA) device trust policies, and streamlined through SAML 2.0 integration for frictionless, enterprise-grade single-sign-on.
Data Security	Data is always secure, encrypted, and protected to minimize the risk of data loss from cyber criminals. Data at-rest that is stored in the cloud is encrypted by default. Data in-transit from the orchestrator to the cloud is encrypted by TLS 1.3. TLS is the modern version of SSL which is used by HTTPS and other network protocols for encryption.
Multi-Orchestrator	The multi-orchestrator feature allows up to 10 orchestrator appliances per organization to be connected to Edge Control. With an upper limit of 2,000 nodes or 1,000 clusters per orchestrator, this allows organizations to monitor up to 10,000 clusters with Edge Control. Alternatively, MSPs can use the multi-orchestrator to connect up to 10 separate installations, with each customer assigned an orchestrator, allowing for multiple customers to be monitored from the same login.

StorMagic, The Quadrant, 2430/2440 Aztec West, Almondsbury, Bristol, BS32 4AQ, United Kingdom
+44 (0) 117 952 7396 | sales@stormagic.com | www.stormagic.com

